






FEDERATION CYNOLOGIQUE INTERNATIONALE (AISBL)

SECRETARIAT GENERAL: 13, Place Albert 1^{er} B - 6530 Thuin (Belgique)

FCI-Standard N° 223 / 21.10.2009 / GB

DUTCH SHEPHERD DOG

(Hollandse Herdershond)



TRANSLATION: N.H.C. (Nederlandse Herdershonden Club, 08.07.2008)

ORIGIN: The Netherlands.

DATE OF PUBLICATION OF VALID ORIGINAL STANDARD : 28.07.2009.

UTILIZATION: Companion dog and Sheepdog.

CLASSIFICATION F.C.I. : Group 1 Sheepdogs and Cattle Dogs.
Section 1 Sheepdogs.
Without working trial.

BRIEF HISTORICAL SUMMARY:

Originally the main function of the Dutch Shepherd Dog was that of a shepherd's dog in the countryside. From early times, the Dutch had an arable culture that was – among other things – maintained by flocks of sheep. The dogs had to keep the flock away from the crops, which they did by patrolling the borders of the road and the fields. They also accompanied the flocks on their way to the common meadows, markets and ports.

At the farm, they kept the hens away from the kitchen garden, they herded the cows together for milking and pulled the milk carts. They also alerted the farmers if strangers entered the farmyard. Around 1900, sheep flocks had for the greater part disappeared in the Netherlands. The versatile skills of the Dutch Shepherd Dog made him suitable for dog training, which was then starting to become popular. Thus he started on a new career as a police dog, as a search- and tracking dog and as a guide dog for the blind. He is, however, still capable of herding sheep. The breed's first standard dates from 12 June 1898.

GENERAL APPEARANCE : A medium-sized, middle-weighted, well-muscled dog of powerful and well-balanced structure. A dog with lots of endurance, a lively temperament and an intelligent expression. Depending on the coat **the breed is distinguished in** the following varieties: short-, long- and wire haired.

IMPORTANT PROPORTIONS: The length of the body (from point of shoulder to **point of buttock**) exceeds the height at the withers, approximately at a ratio of 10:9, **as suits a trotting dog**. The proportion of the length of the **skull** to the muzzle is 1:1.

BEHAVIOUR/TEMPERAMENT : **Very loyal and reliable, always alert, watchful, active, independent, with persistence, intelligence, prepared to be obedient and gifted with the true shepherding temperament. The Dutch Shepherd Dog works willingly together with its owner and he deals independently with any task which is assigned to him.**

When herding larger flocks he must have the capacity to work together with several other dogs

HEAD : In good proportion to the body. **Seen from above and in profile it is wedge-shaped. Its shape is rather elongated , without wrinkles; dry, with flat cheeks and no pronounced cheekbones. Because of the coat, the head of the wire-haired variety appears to look more square, but this is an illusion.**

CRANIAL REGION :

Skull : Flat

Stop : Slight, though clearly present.

FACIAL REGION :

Muzzle : Slightly longer than the flat forehead. Bridge of the **muzzle** straight and parallel to the top line of the cranial region.

Nose : Black.

Lips : Tight and well pigmented.

Jaws/Teeth : Scissors bite, strong, regular and complete.

Eyes : Dark coloured and medium sized. The eyes **are** almond shaped and slightly oblique. **The eyes should not be set too wide and should not protrude.**

Ears : Medium sized. **When** the dog is alert, the **ears** are carried high and erect.

NECK : Not too short, dry, without folds and gradually flowing into the body.

BODY : Firm, but not **coarse**.

Top line : There is a smooth, gentle transition from the neck to the top line of the body, in which head and neck are carried in a natural pose.

Back : Straight and firm.

Loin : Firm, **neither** long **nor** narrow.

Croup : Slightly sloping, not short.

Underline and belly : **Slight tuck up**.

Chest : Deep and long enough, not narrow, ribs slightly **sprung**.

Fore chest : **Fairly well developed**.

TAIL :

At rest, hanging straight down or with a slight curve. **Reaches** to the hock. In action, carried gracefully upwards, never curled or carried sideways.

LIMBS :

FOREQUARTERS :

The forelegs are powerful, of good length, well muscled. **The bone is solid but not heavy**. Always generally showing a straight line, but with sufficient suppleness of pastern.

Shoulder : Shoulder-blades well joined to the body and well sloping.

Upper arm : Approximately equal length to the shoulder-blades and well angulated with the connecting bones.

Elbow : Well attached.

Forefeet : Oval. Well **knit**, toes arched. Black nails and elastic dark pads.

HINDQUARTERS : The hind-legs are powerful **and** well muscled. The bone is solid but never heavy. Not excessively angulated.

Thigh and lower-thigh : Of approximately equal length.

Hock : Perpendicular below the **point of buttock**.

Dewclaws : None present

Hind feet : Oval. Well **knit**, toes arched. Black nails and elastic dark pads.

GAIT/MOVEMENT : The Dutch Shepherd Dog is a trotter with free, smooth and supple movement, **without exaggerated drive or stride**.

COAT

Hair :

Short hair : All over the body, quite hard, close-fitting, not too short coat with woolly undercoat. Ruff, breeches and tail plume are clearly visible.

Long hair : All over the body, long, straight, well fitting, harsh to the touch, without curls or waves **and** with a woolly undercoat. **Distinct ruff and breeches**.

Tail abundantly coated. Head, ears and feet and also the hind legs below the hocks are short and densely coated. The backsides of the forelegs show a strongly developed coat, shortening in length towards the feet, the so-called feathering. No fringes at the ears.

Wire hair : **Dense, harsh tousled coat and a woolly, dense undercoat all over the body except for the head. The coat should be close.**

Upper- and lower lip should be well-covered with hair, the whiskers and beard, and two well defined, coarse rough eyebrows that are distinct but not exaggerated.

Furnishings are not soft. The hair on the skull and on the cheeks is less strongly developed. In profile it seems as if the head has a more square appearance. Strongly developed breeches are desirable. Tail is covered all round with hair. The brindle colour may be less pronounced because of the tousled coat.

The wire hair coat should be hand-plucked on average twice a year.

COLOUR :

Brindle. The basic colour is golden or silver. Golden can vary from light sand- coloured to chestnut red. The brindle is clearly present all over the body, in the ruff, breeches and tail. Too much black is undesirable. A black mask is preferable.

Heavy white markings on chest or feet **is not** desirable.

SIZE AND WEIGHT :

Height at the withers: Males : 57 - 62 cm.

Females : 55- 60 cm.

FAULTS : Any departure from the foregoing points should be considered a fault and the seriousness with which the fault should be regarded should be in exact proportion to its degree **and its effect on the functional health and welfare of the dog.**

DISQUALIFYING FAULTS :

- Aggressive or overly shy.
- **Lack of breed-type.**
- Any dog clearly showing physical or behavioural abnormalities shall be disqualified.

N.B: Male animals should have two apparently normal testicles fully descended into the scrotum.